

MACRO TRENDS IN AFRICA

Security & Humanitarian Trends

July 2022

Contents

Security trends

- *Key figures on conflicts in Africa*
- *Main areas of conflict and tension*
- *Main actors of tensions and conflicts*

Humanitarian trends

- *Overview of IDPs and refugees*
- *Overview of humanitarian and food needs*



@Strategies_



Strategies! Sarl



Strategies! Sarl



Strategies! Sarl

INTRODUCTION MACRO – TRENDS FOR AFRICA: SECURITY AND HUMANITARIAN TRENDS

World news continues to be dominated by the various tensions generated by the conflict in Ukraine and its multidimensional consequences on the world. Although this conflict occupies most of the attention of the international media, it does not in itself summarize the profound dynamics that continue to characterize the course of the world in general and that of the African continent.

In order to contribute to a rapid and synthetic understanding of the major trends affecting the African continent, *STRATEGIES!* provides a summary called "MACRO - TRENDS FOR AFRICA".

The " Macro - Trends for Africa " are:

- A synthesis of the different political, economic, security and humanitarian trends.
- A presentation of recent developments in some of the key areas of life on the continent.
- An overview of key data and statistics that allow us to measure the weight of certain phenomena on the progress of African states and the lives of their populations.
- A summary of the recommendations made by experts and major international institutions to decision-makers and key players in African development.

In this July 2022 edition, *STRATEGIES!* presents an overview of security and humanitarian trends on the African continent during the first half of 2022.

Enjoy your reading.

STRATEGIES! is an African consulting firm specialized in Leadership and Management. Headquartered in Cameroon and registered a branch office in Washington DC since 2017.

With over 27 years of experience, we provide consulting services to development and corporate organizations in facilitation / moderation, organizational development: strategic and operational planning, systems and tools development, macro trends analysis, capacity building, advisory & coaching, etc.

Our areas of expertise include economic development and entrepreneurship, job creation, technical and vocational training, democracy and good governance, peace and security, mining and natural resources governance, agriculture, decentralization, and gender mainstreaming.

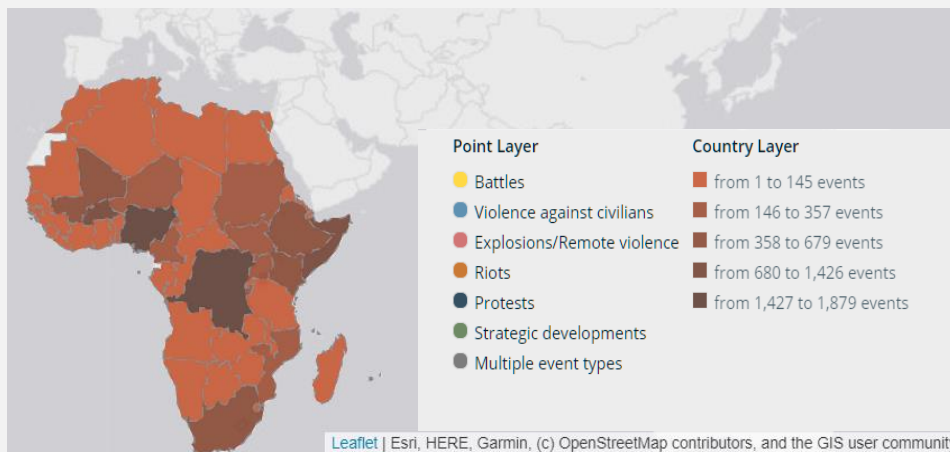
I - SECURITY TRENDS

1

KEY FIGURES ON CONFLICTS IN AFRICA

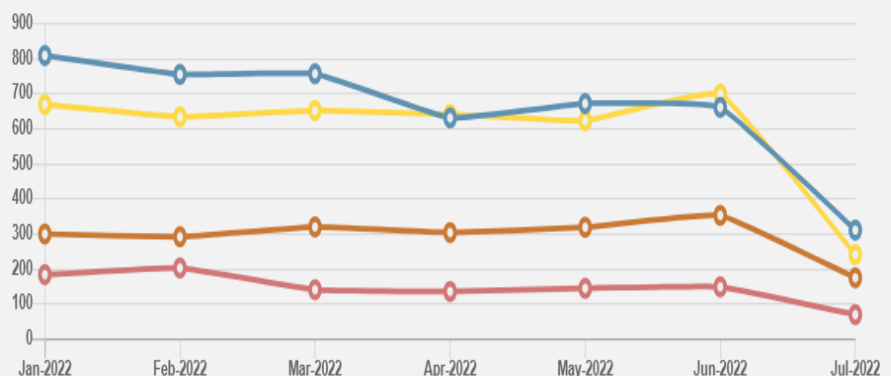
| Between 1st January and 15 July 2022

- Persistent violence and conflict.
- Overall decrease in the number of violent incidents.



- All types of violent incidents decreased in number - explosions, violence against civilians, battles, and riots.

- Slight increase in the number of conflict victims.



Source: acleddata.com

AFRICA

Violent incidents

- 11 846
- Decrease of 0.8% compared to the same period last year.

Number of deaths

- 26 568
- 7% increase compared to the same period last year.

North Africa

Violent incidents

- 679
- Increase of 1.2% compared to the same period last year.

Number of deaths

- 1 243
- Increase of 0.3% compared to the same period last year.

East Africa

Violent incidents

- 3 897
- 13.5% decrease compared to the same period last year.

Number of deaths

- 7 693
- 23.9% increase compared to the same period last year.

West Africa

Violent incidents

- 4 153
- Increase of 7.7% compared to the same period last year.

Number of deaths

- 12 259
- Increase of 6.2% compared to the same period last year.

Central Africa

Violent incidents

- 2 479
- Decrease of 1.5% compared to the same period last year.

Number of deaths

- 5 168
- 21.2% decrease compared to the same period last year.

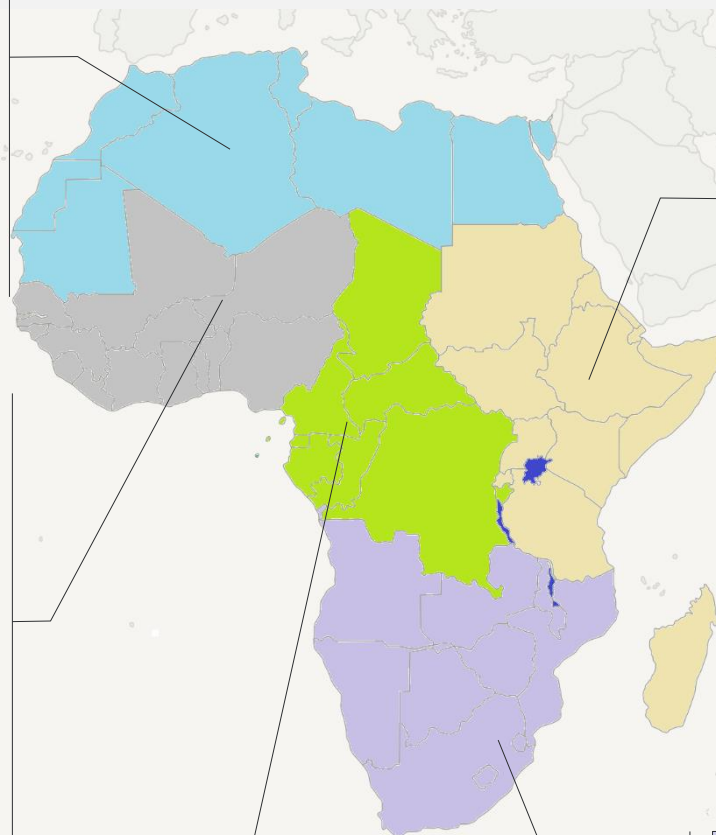
Southern Africa

Violent incidents

- 638
- Increase of 28.5% compared to the same period last year.

Number of deaths

- 205
- Increase of 35.8% compared to the same period last year.



Source: acleddata.com

Countries with an active insurgency

- The situation has deteriorated in Mali, Burkina Faso, Nigeria, and Somalia.
- It is more or less stable in Cameroon, Mozambique and Niger.
- It has improved in Kenya.

Countries experiencing a small-scale insurgency

- The situation is more or less stable in DRC and Benin.
- It has improved in Chad and Libya.

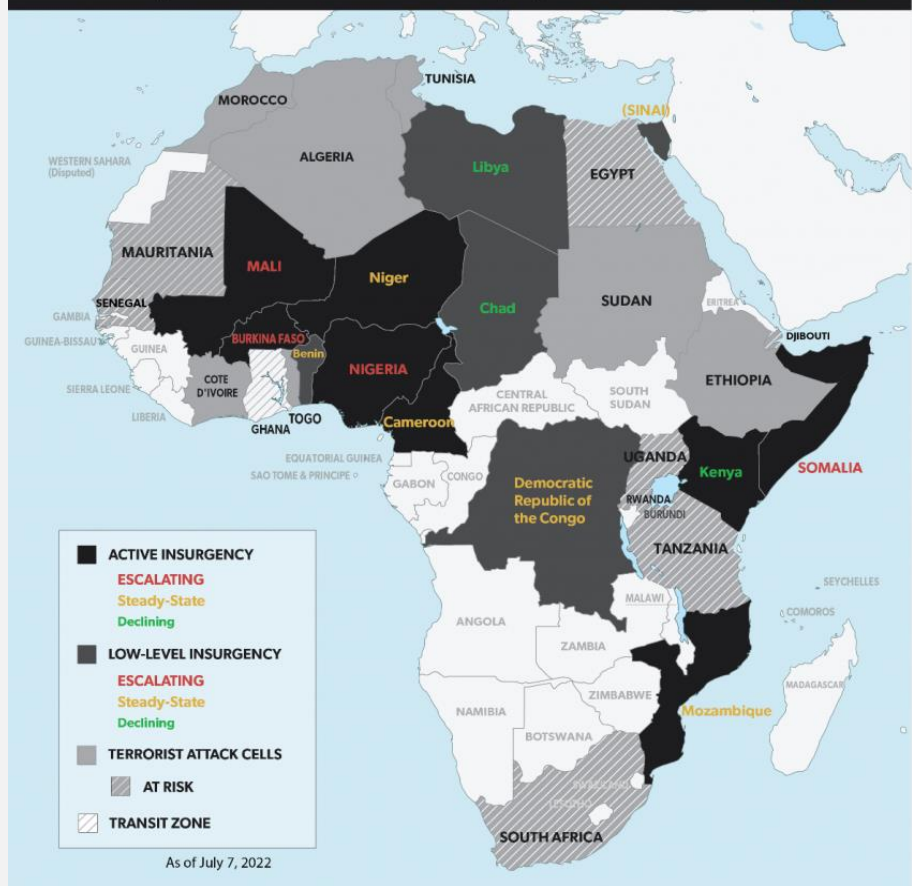
Countries harbouring terrorist cells

- These are Côte d'Ivoire, Togo, Ethiopia, Sudan, Algeria, Morocco, and Tunisia.

Countries at risk

- These are Mauritania, Egypt, Uganda, Burundi, Tanzania, and South Africa.

The Salafi-Jihadi Movement in Africa: July 2022



Transit country for terrorists

- This is mainly Ghana.

2

MAIN AREAS OF CONFLICT AND TENSION

| Ongoing conflict areas in 2022

Burkina Faso



Nature of the conflicts	Estimated number of victims	Estimate of internally displaced persons
Terrorism	<ul style="list-style-type: none"> More than 750 victims as of 11/06/2021. More than 160 victims since the beginning of May 2022. 86 victims in the Seytenga attack on 12/06/22. At least 4 civilians killed in Barsalogho attack on 10/07/22. About 250 victims as of 11/07/22. 	<ul style="list-style-type: none"> 1,902,150 by 31/05/2022, i.e. a 19% increase compared to 2021. More than 20 000 by 17/06/2022 due to Seytenga attack (12/06/22).

Mali



Nature of the conflicts	Estimated number of victims	Estimate of internally displaced persons
Terrorism	<ul style="list-style-type: none"> More than 873 victims as of 11/06/2021. More than 300 victims in early 2022, attributed to defence & security forces. At least 132 victims as of 19/06/2022 due to the attack in Bankass. Approximately 432 victims as of 11/07/22. 	<ul style="list-style-type: none"> 370,548 by 30/04/2022, an increase of about 30% compared to 2021.

Source: ReliefWeb, ACLED, InternalDisplacement.org, Crisis Group, reports.unocha.org, data.unhcr.org

Nigeria



Nature of the conflicts	Estimated number of victims	Estimate of internally displaced persons
<ul style="list-style-type: none"> ▪ Terrorism ▪ Banditry ▪ Election-related violence 	<ul style="list-style-type: none"> ▪ Approximately 2968 victims due to insecurity between January and March 2022. ▪ About 1037 victims of terrorism between January and July 2021. ▪ About 912 victims of terrorism between January and July 2022. ▪ About 118 victims of terrorism since the beginning of May. ▪ More than 9000 victims of all forms of violence by 31/05/2022. 	<ul style="list-style-type: none"> ▪ 2,187,824 by 07/31/2022 in the North-east alone. ▪ 3,167,581 in the country by 07/31/2022. ▪ 5,157 newly displaced between 13 & 19 June.



Cameroon


Nature of the conflicts	Estimated number of victims	Estimate of internally displaced persons
<ul style="list-style-type: none"> ▪ Separatist rebellion ▪ Non-state armed groups 	<ul style="list-style-type: none"> ▪ More than 6000 victims in May 2022. ▪ 9 victims on 7 June. 	<ul style="list-style-type: none"> ▪ More than 7 000 in Far North by 16/06/2022. ▪ 936,767 by 06/30/2022.

Sudan




Nature of the conflicts	Estimated number of victims	Estimate of internally displaced persons
<ul style="list-style-type: none"> ▪ Inter-community clashes (farmers, nomads) ▪ Repression of protest demonstrations 	<ul style="list-style-type: none"> ▪ More than 100 victims by 6 June 2022. ▪ More than 10 casualties by 1 July 2022 due to anti-putsch protests. ▪ More than 200 victims as of 25 April due to inter-community violence. ▪ More than 100 victims in the week of 6 June 2022 due to inter-community violence. 	<ul style="list-style-type: none"> ▪ 3,03 millions by 05/31/2022.

Source: ReliefWeb, ACLED, InternalDisplacement.org, Crisis Group, reports.unocha.org, data.unhcr.org



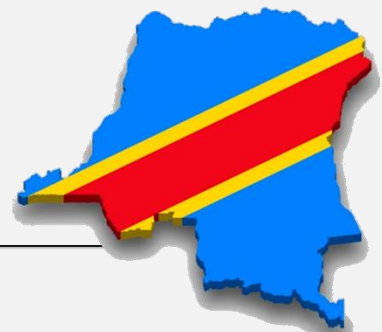
South Sudan

Nature of the conflicts	Estimated number of victims	Estimate of internally displaced persons
<ul style="list-style-type: none"> ▪ Civil war ▪ Inter-community clashes (militias, civil defence groups) 	<ul style="list-style-type: none"> ▪ More than 750 casualties in early 2022, 64% civilians, attributed to civilian defence groups & militias. 	<ul style="list-style-type: none"> ▪ 2,229,657 by 07/31/2022.



Kenya

Nature of the conflicts	Estimated number of victims	Estimate of internally displaced persons
<ul style="list-style-type: none"> ▪ Terrorism ▪ Election-related violence 	<ul style="list-style-type: none"> ▪ More than 24 victims in the last elections in August 2017. ▪ More than 5 victims on 11 March 2022 due to terrorism. 	<ul style="list-style-type: none"> ▪ More than 190,000 by the end of 2021. ▪ More than 62 as of 05/05/2022 in the village Kisimai.



DRC

Nature of the conflicts	Estimated number of victims	Estimate of internally displaced persons
<ul style="list-style-type: none"> ▪ Rebellion ▪ Insurgency (ADF, M23, FARDC) ▪ Militias (CODECO) 	<ul style="list-style-type: none"> ▪ More than 24 dead and 15 missing as of 27/06/2022, in the Beni region (North Kivu province), attributed to ADF rebels. ▪ More than 55 victims in Ituri as of 15/06/2022, due to CODECO militiamen. 	<ul style="list-style-type: none"> ▪ More than 5,407,840 at 30/04/2022. ▪ More than 25,000 by 15/06/2022 in North Kivu province. ▪ More than 160,000 by 28/06/2022 in Rutshuru & Nyiragongo (North Kivu province).

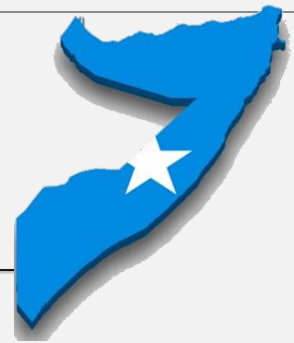
Source: ReliefWeb, ACLED, InternalDisplacement.org, Crisis Group, reports.unocha.org, data.unhcr.org

Ethiopia



Nature of the conflicts	Estimated number of victims	Estimate of internally displaced persons
<ul style="list-style-type: none"> ▪ Civil war ▪ Territorial dispute 	<ul style="list-style-type: none"> ▪ More than 100 during the massacre of civilians in the Oromia region (18/06/22) to 20/06/22. ▪ 8 (26/06/22) due to the dispute over the Al-Fashaga territory on the Sudanese-Ethiopian border on 27/06/22. 	<ul style="list-style-type: none"> ▪ 4,509,081 by 05/05/2022.

Somalia



Nature of the conflicts	Estimated number of victims	Estimate of internally displaced persons
<ul style="list-style-type: none"> ▪ Electoral violence ▪ Jihadist insurgency 	<ul style="list-style-type: none"> ▪ At least 113 victims and 223 injured between January and May 2022 attributed to Shebabs. ▪ More than 30 victims as of 25/03/22 due to electoral violence. ▪ At least 4 casualties and 7 injured as of 11/05/22 due to electoral violence More than 5 casualties as of 2/07/22 in the explosive device attack on an AU convoy. 	<ul style="list-style-type: none"> ▪ 2.97 million at 31/05/2022 ▪ Over 33.3 million due to drought in May 2022

Source: ReliefWeb, ACLED, InternalDisplacement.org, Crisis Group, reports.unocha.org, data.unhcr.org

3

MAIN ACTORS OF TENSIONS AND CONFLICTS

NORTH AFRICA

Regions of activity	Types of conflict	Actors
Libya	Civil war Terrorism	<ul style="list-style-type: none"> ▪ House of Representatives (Tobruk government): leading the East of the country. ▪ High State Council headed by the leader of the Justice and Construction Party: Islamists associated with the Muslim Brotherhood. Powerful in the West (Tripoli). ▪ El/Daech: terrorist group.
Egypt (Sinai)	Terrorism	<ul style="list-style-type: none"> ▪ Army: brought to power by the coup of 3/07/2013. ▪ El/Daech: terrorist group.
Western Sahara	Territorial dispute	<ul style="list-style-type: none"> ▪ Kingdom of Morocco: which controls 80% of the Sahrawi territory. ▪ Algerian state: diplomatic and military support for the Polisario Front. ▪ Polisario Front: claiming the right to self-determination for the Saharawi people.

Source: acleddata.com; news.un.org; Crisis Group; africacenter.org; hrw.org; peacekeeping.un.org; amnesty.org

WEST AFRICA

Regions of activity	Types of conflict	Actors
<ul style="list-style-type: none"> ▪ Sahel 	<ul style="list-style-type: none"> ▪ Terrorism 	<ul style="list-style-type: none"> ▪ Armed forces of states: the G5 Sahel coalition from which Mali has withdrawn.
<ul style="list-style-type: none"> ▪ Lake Chad Basin (BF, Mali, Niger, Nigeria, Cameroon, Chad) 	<ul style="list-style-type: none"> ▪ Banditry ▪ Election-related violence 	<ul style="list-style-type: none"> ▪ Jamaat Nusrat Al-Islam wa Muslimeen (JNIM): terrorist group responsible for the majority of attacks in the Sahel.
<ul style="list-style-type: none"> ▪ Togo 	<ul style="list-style-type: none"> ▪ Inter-communal violence 	<ul style="list-style-type: none"> ▪ EIGS: terrorist group active in the 3 borders area (Niger, Mali and BF). ▪ Boko Haram: terrorist group mainly active in the Lake Chad basin (Niger, Nigeria, Cameroon, Chad). ▪ Wagner Group: Russian private military company active in Mali. ▪ Barkhane: French armed forces' counter-terrorism operation in the Sahel, supported by other Western armies, redeployed from Mali to Niger.
<ul style="list-style-type: none"> ▪ Lake Chad Basin (Niger, Nigeria, Cameroon, Chad) 	<ul style="list-style-type: none"> ▪ Terrorism 	<ul style="list-style-type: none"> ▪ Boko Haram: terrorist group mainly active in the Far North of Cameroon, North-East Nigeria, South-West Chad and South-East Niger.

Source: *acleddata.com; news.un.org; Crisis Group; africacenter.org; hrw.org; peacekeeping.un.org; amnesty.org*

CENTRAL AFRICA

Regions of activity	Types of conflict	Actors
<ul style="list-style-type: none"> Chad, Libya 	<ul style="list-style-type: none"> Rebellion Political transition 	<ul style="list-style-type: none"> Chadian State: Led by the Transitional Military Council. Wakit Tamma: Chadian civil society coalition. Front pour l'alternance et la concorde au Tchad (FACT): rebels led by Mahamat Mahdi Ali. Union of Resistance Forces (UFR): an alliance of eight rebel groups led by Timan Erdimi. Union des forces pour la démocratie et le développement (UFDD): led by General Mahamat Nouri, also from the rebellion. Conseil de commandement militaire pour le salut de la république (CCMSR): rebel group. Qatar: mediator between the CMT and Chadian rebel groups.
<ul style="list-style-type: none"> Cameroon (English-speaking regions) 	<ul style="list-style-type: none"> Terrorism 	<ul style="list-style-type: none"> "Ambaboyas": separatist movement active in Cameroon's NWSW. Cameroonian armed and security forces: the army and gendarmerie involved in the fight against separatists.
<ul style="list-style-type: none"> DRC (North Kivu, Ituri) 	<ul style="list-style-type: none"> Rebellion Terrorism 	<ul style="list-style-type: none"> FARDC: Congolese army at war with various rebel groups and militias. M23: Tutsi-dominated rebellion that the Congolese government accuses Rwanda of supporting. ADF: Ugandan armed group associated with the EI. Codeco: Cooperative for the development of Congo defending the interests of the Lendu people. Mai-Mai/Yira Kifagio: militia group.

Source : acleddata.com; news.un.org; Crisis Group; africacenter.org; hrw.org; peacekeeping.un.org; amnesty.org

EAST AFRICA

Regions of activity	Types of conflict	Actors
<ul style="list-style-type: none"> ▪ Ethiopia ▪ Kenya ▪ Somalia 	<ul style="list-style-type: none"> ▪ Civil war ▪ Terrorism ▪ Election-related violence 	<ul style="list-style-type: none"> ▪ State armed forces: in Somalia against the Shebabs; in Ethiopia, in collaboration with the Eritrean army against the Tigrayan and Oromian rebellions; in Sudan against civil society; in Southern Sudan against the SIN rebels. ▪ Al-Shabaab: terrorist group linked to Al Qaeda.
Mozambique (Cabo Delgado)	<ul style="list-style-type: none"> ▪ Terrorism 	<ul style="list-style-type: none"> ▪ ISCAP: EI branch active in DRC, Mozambique and Uganda.
South Sudan	<ul style="list-style-type: none"> ▪ Civil war ▪ Inter-community clashes 	<ul style="list-style-type: none"> ▪ Murle. ▪ Nuer. ▪ Dinka. ▪ Sudan Liberation Movement (SLA). ▪ Sudan People's Liberation Movement (SPLM).
Sudan	<ul style="list-style-type: none"> ▪ Repression of protest demonstrations ▪ Inter-community clashes 	<ul style="list-style-type: none"> ▪ Civil society: including the Sudanese Professional Association. ▪ Political opposition. ▪ Arab tribes (nomadic herders). ▪ Non-Arab tribes (sedentary peasants). ▪ Intergovernmental Authority on Development (IGAD). ▪ African Union (AU). ▪ United Nations (UN).

Source : acleddata.com; news.un.org; Crisis Group; africacenter.org; hrw.org; peacekeeping.un.org; amnesty.org

II - HUMATARIAN TRENDS

1

OVERVIEW OF IDPS AND REFUGEES

| Key figures on IDPs & refugees in the first half of 2022 in Africa



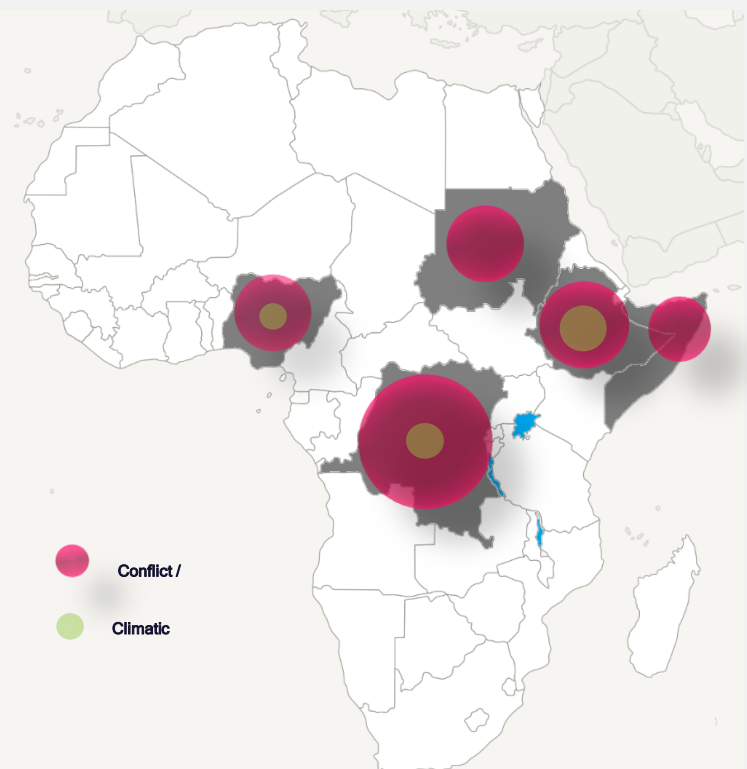
- Sub-Saharan Africa (SSA) will have 27.2 million IDPs by the end of 2021, or 46% of the global figure.
- Of this figure, 25.130.000 are due to increased conflict and violence.
- The largest pockets of movement are in East Africa, in the Sahel and Lake Chad.

Internal displacement is also due to climatic disasters: SSA will have 2.029.000 by the end of 2021.

TOP 5 countries with the most IDPs on the continent

Country	Conflict / violence	Climatic disasters
RDC	5.3 million	201 000
Ethiopia	3.6 million	579 000
Nigeria	3.2 million	107 000
Sudan	3.2 million	-
Somalia	3 million	-

Southern Sudan has 527,000 internally displaced people due to climate-related disasters



Source: reliefweb ; news.un; hum-insight.info ; wfp.org ; fao ; ipcinfo.org ; reports.unocha ; humanitarianresponse.info

| Overview of key figures on IDPs & refugees in the first half of 2022

■ Sahel

Internally displaced persons	Refugees & Asylum seekers
<ul style="list-style-type: none"> 1.713.275 at 25/06/2021 2.866.387 at 31/05/2022 2.4 million at 15/06/2022 	<ul style="list-style-type: none"> 183.157 at 25/06/2021 1.048.650 at 31/05/2022 131.000 to 15/06/2022

■ Horn of Africa/Eastern Africa

Internally displaced persons	Refugees & Asylum seekers
<ul style="list-style-type: none"> 9.999.999 at 30/06/2021 12.643.818 at 31/05/2022 	<ul style="list-style-type: none"> 4.74 million at 30/06/2021 4.986.563 at 31/05/2022

■ DRC

Internally displaced persons	Refugees & Asylum seekers
<ul style="list-style-type: none"> 5.520.000 at 31/08/2021. 5.609.090 of which 5.407.840 due to conflicts at 30/04/2022. 160.000 + by 28/06/2022 in Rutshuru & Nyiragongo: 103.775 and 14.375 respectively (North Kivu province). 	<ul style="list-style-type: none"> 536.419 at 30/06/2021 518.505 of which 515,800 refugees registered by 30/06/2022. 2705 asylum seekers on 30/06/2022.

Source: reliefweb ; news.un ; hum-insight.info ; wfp.org ; fao ; ipcinfo.org ; reports.unocha ; humanitarianresponse.info

■ SUDAN

Internally displaced persons	Refugees & Asylum seekers
<ul style="list-style-type: none"> ▪ 2.55 million at 30/06/2021 ▪ 3.03 million at 31/05/2022 ▪ 15.856 in Darfur due to clashes between 2 factions of the Sudan Liberation Movement (SLA) by 27/06/2022. 	<ul style="list-style-type: none"> ▪ 1.093.453 at 30/06/2021 ▪ 1.138.996 at 31/05/2022

■ SOMALIA

Internally displaced persons	Refugees & Asylum seekers
<ul style="list-style-type: none"> ▪ 2.97M at 30/06/2021 ▪ 805.000 between January and June 2022, of which 129.000 due to conflict. 	<ul style="list-style-type: none"> ▪ 33.290 registered refugees and asylum seekers as of 30/06/2022. ▪ 15.120 refugees and 18.170 asylum seekers registered.

Source: reliefweb ; news.un; hum-insight.info ; wfp.org ; fao ; ipcinfo.org ; reports.unocha ; humanitarianresponse.info

2

OVERVIEW OF HUMANITARIAN AND FOOD NEEDS

|Mapping & Key figures of countries in food emergency - Focus on the global food crisis report -



- According to the World Food Programme (WFP), 345 million people worldwide are in IPC/Harmonised Framework (HF) Phase 3 (crisis) or worse in 82 countries or territories in 2022.
- Africa is the region most affected by undernourishment, with a prevalence rate of 21%.
- Ethiopia, Nigeria, DRC, Somalia, Sudan and South Sudan are the most food insecure countries on the continent.
- In Nigeria, about 19.5 million people are expected to be in crisis or worse between June and August 2022, including 1.2 million in emergency situations.
- In Ethiopia, approximately 16.8 million people are expected to be in crisis or worse at the same time: of these, 4.3 million will be in phase 4, and 0.4 million in famine.
- Approximately 25.9 million people between June and August 2022 are expected to be in phase 3 or worse in DRC.
- South Sudan could have some 7.7 million people in crisis or worse between June and August 2022; of these 0.9 million will be in Phase 5.

Source: reliefweb ; news.un; hum-insight.info ; wfp.org ; fao ; ipcinfo.org ; reports.unocha ; humanitarianresponse.info

| Overview of humanitarian needs coverage in the most affected countries

▪ Sahel

Needs	Amounts required	Amounts mobilised
<ul style="list-style-type: none"> 13 million people are in need, and 9.6 million are targeted for humanitarian assistance in the region. As of 15/06/2022, 7.3 million people are IPC/CH3 or more food insecure. 	<ul style="list-style-type: none"> US\$1.3 billion required for humanitarian response plan. 	<ul style="list-style-type: none"> Only US\$247 million, or 14%, has been received by 15/06/2022.

▪ Ethiopia

Needs	Amounts required	Amounts mobilised
<ul style="list-style-type: none"> 13 million people are in need of food assistance, and 9.4 million are targeted in the Amhara, Afar and Tigray regions. 8.1 million affected by drought. 	<ul style="list-style-type: none"> US\$957 million required for humanitarian response plan 	<ul style="list-style-type: none"> There is a gap/deficit of US\$338 million at 11/06/2022.

▪ DRC

Needs	Amounts required	Amounts mobilised
<ul style="list-style-type: none"> 313,000 people in need of humanitarian assistance, with 141,000 targeted in North Kivu. 42,000 have benefited by 27/06/2022. 	<ul style="list-style-type: none"> US\$1881.7 million required for humanitarian response plan 	<ul style="list-style-type: none"> Only US\$383.4 million, or 20%, has been received by 04/07/2022

▪ SUDAN

Needs	Amounts required	Amounts mobilised
<ul style="list-style-type: none"> 14.3 million people are in need, and 10.9 million are targeted for humanitarian assistance. 	<ul style="list-style-type: none"> US\$1.94 billion required for humanitarian response plan. 	<ul style="list-style-type: none"> Only US\$289.9 billion had been received by 31/05/2022.

▪ SOUTH SUDAN

Needs	Amounts required	Amounts mobilised
<ul style="list-style-type: none"> The World Food Programme plans to assist 6 million people, of which 2.89 million have benefited by 31/05/2022. As of 31/05/2022, 7.74 million people are IPC/CH3 or more food insecure: 87,000 may be in a famine situation, 2.8 million in phase 4 and 4.7 million in phase 3. 	<ul style="list-style-type: none"> US\$1.7 billion required for humanitarian response plan. 	<ul style="list-style-type: none"> Only US\$544.4 million, or 32%, has been received by July 31 2022.

Source: reliefweb ; news.un; hum-insight.info ; wfp.org ; fao ; ipcinfo.org ; reports.unocha ; humanitarianresponse.info



P.O Box 3940 Douala 322 Rue
Bonamandone Bali - Douala




Tel: (237) 233 43 38 76 / 233 43 82 37
Cell: (237) 699 89 08 99
USA: + 1 240 899 4761



cabinetstrategies@gmail.com



strategiesconsultingfirm.com



@Strategies_



Strategies! Sarl



Strategies! Sarl



Strategies! Sarl

© STRATEGIES! 2022